



# DFA

**DELHI FILM ACADEMY**

## Six-Months Diploma in Photography

---

India's first film school to  
produce Bollywood  
web-series in a diploma  
batch



# About Our Goals

Delhi Film **Academy's** goal is to give industry experience through our courses. We are proud to say that "we are the first film school to produce a web series for film students." This means before you get your diploma certificate, you'll be holding a commercial web series project in your portfolio produced by **DFA**.

Delhi Film **Academy** offers a One-Year Diploma program, three months diploma in filmmaking and short-term weekend certificate courses, Three Months Editing Certificate Programs. **The Academy's** One-Year Diploma program includes topics in Filmmaking & Photography, cinematography, direction, film appreciation, art direction, Web Series, lighting techniques, VFX/green screen effects, adobe after effects, adobe premiere pro, acting for film, music videos, Ad-films, product-videos, fashion videos, producing, screenwriting, basic 3D animation, graphic designing, photography, fashion photography, photoshop, lightroom, studio lighting, product photography, landscape photography, food photography etc.

Each program is structured for students who want intensive training from award-winning faculty, using professional facilities and equipment starting their first day of classes. **Delhi Film Academy** is a leading institute that offers a wide range of courses in the field of filmmaking and photography. With experienced faculty and state-of-the-art facilities, the academy provides students with hands-on experience in the latest techniques and technologies used in the industry.

One of the best things that the academy provides is the 1-year diploma course in which students get the opportunity to create a commercial web series for OTT platforms. This is a unique feature of the course and provides students with real-world experience in creating content for digital platforms.

This comprehensive approach to filmmaking and photography makes Delhi Film Academy the ideal place for students who wish to pursue a career in the dynamic and ever-evolving entertainment industry.

# Your career starts here & we produce projects for you!

Get hands-on experience and master the art of filmmaking with our comprehensive 1-year diploma program."



# Your professional journey begins from here!



Note:  
The student will participate in shows like Miss India, India Runway Fashion Week & many more.

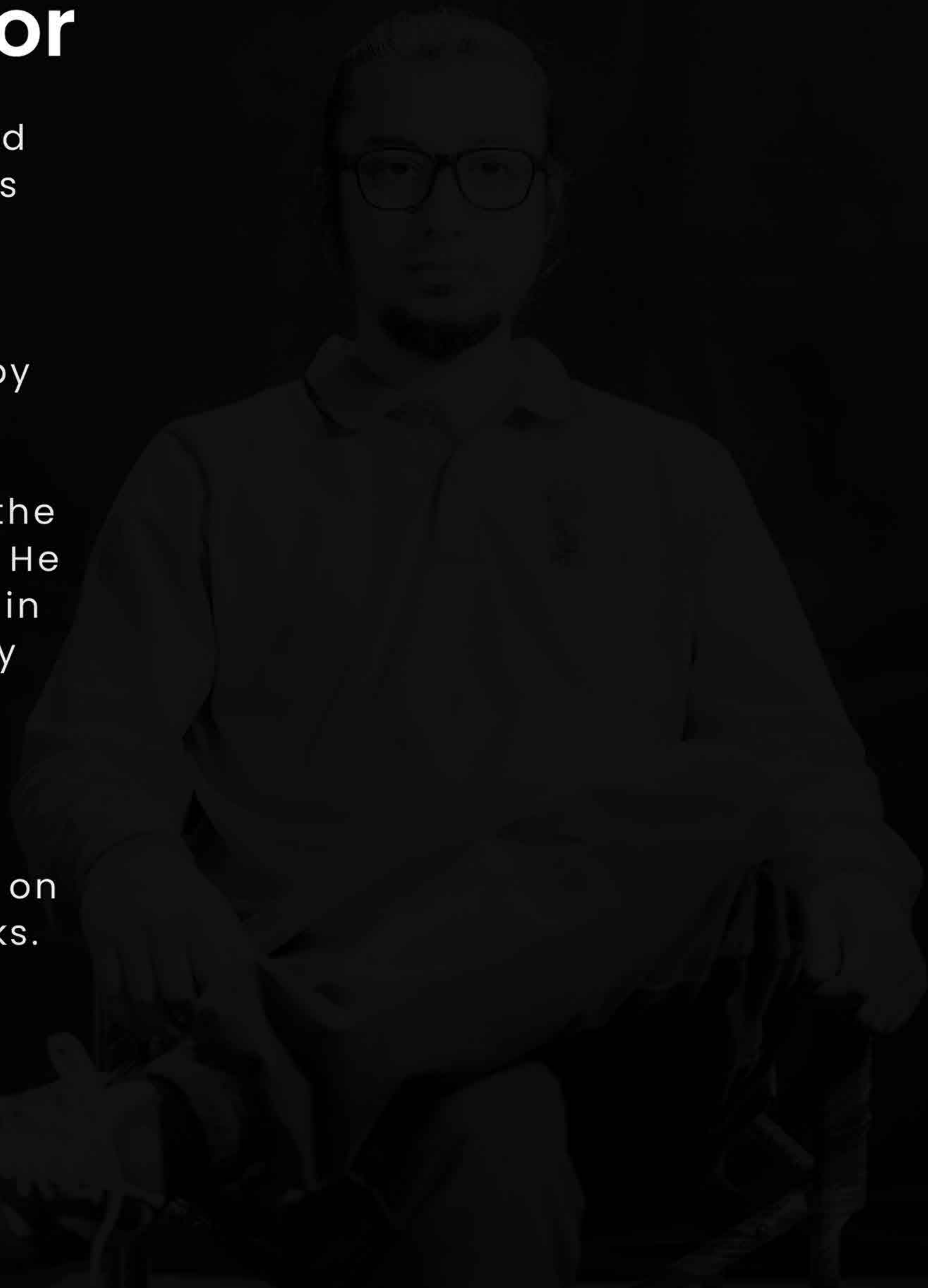


## Founder & Director

Mr Abdur Rehman, the founder and director of Delhi Film **Academy**, has years of experience in the Film Industry, Fashion Industry & Commercial ad films.

He is an award-winning director by the 'Dada Saheb Phalke' Film Festival, is the Faculty of Film-Making and is a member of the Screenwriter Association of India. He has been awarded for excellence in his work at the 48th Marin County International Festival (San Rafael, California, USA).

He has worked for 'Channel One Russia' as a Line Producer & Creative Director and has worked on several web series & fashion weeks.



# Six Months Diploma in Photography

Duration: 06 Months

Mode: Full Time (5 days a week)

Age limit: None

Eligibility: 10th grade

Equipment Required: Laptop & Camera

Location: New Delhi – Mehrauli

Our Six-Months Photography Diploma program offers a thorough curriculum covering all facets of Photography including fashion shows. Students will have practical experience in various genres, including street Photography, food Photography, fashion Photography emphasizing international fashion shows, agents art direction, and lighting methods, are all covered in our program. Modern software and equipment, such as Adobe Photoshop, Adobe Illustrator, and Adobe Lightroom, will be available to students. Specialized photography topics like fashion, product, street, and commercial photography are in our program.

In addition, students will receive access to our studio membership and be able to attend fashion shows. Our extensive curriculum will give students the abilities and know-how to succeed in the Photography business.

# Semester (6-Months)

History of fashion photography

Introduction to fashion photography

Photo exhibition

Studio lighting:

Loop lighting:

-Glamour/butterfly lighting

-Rembrandt lighting

-Split lighting

-Board vs Short lighting

-Hard vs Soft lighting

-Grey card exposure

-Light meter

Different Kind of looks

-Sports look

-Casual look

Corporate look

-Sensual look

Studio membership

Work with fashion designers

Adobe Photoshop/Lightroom

Different effects in editing

Photo processing

Medium format camera workshop

Post-production of product photography

Retouching product/food

TTL shooting

Conceptual product photography

Fashion workshops

Light modifiers: Softbox, strip box, standard

-reflectors, barn door, snoot, beauty dish,

-color gels, giant umbrella, parabolic diffuser,

-reflectors and light cutters.

Understanding Make-up

Paid Internship

Live model shoot

Ethnic look

Event photography

Lighting for E-commerce product

Types of angles

E-commerce guideline

Shooting metals

Shooting glass

Introduction of propping

Food Photography

Food styling

Shooting multiple images

Creating composition

Shooting jewellery

Commercial Photography

Light modifiers: reflectors, soft boxes,

-umbrellas, etc.

Studio lighting

Bounce off flash

Creative studio lightstt

A person with their hair in a bun, wearing a dark t-shirt with 'DFA DELHI FILM ACADEMY' printed on the back, is seen from the side holding a camera. The background is a blurred crowd of people. The text 'Diploma in Photography' is overlaid on the image. Below the text are two horizontal lines, one white and one orange.

# Diploma in Photography

The **Delhi Film Academy (DFA)** Photography programs provide a passionate focus on not only the practical elements of photography but also the technical and theoretical practices of the craft.







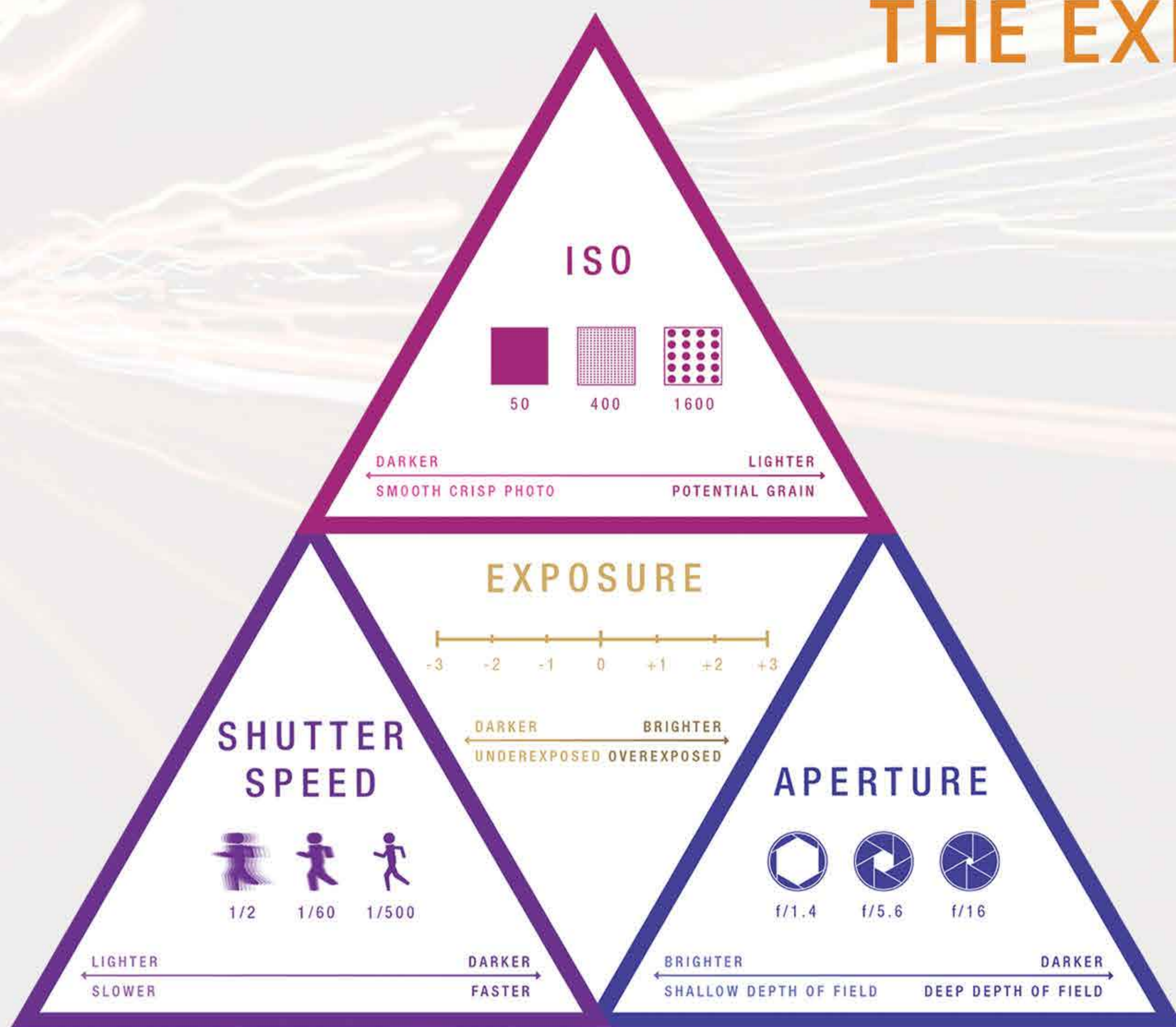
## Fundamental of Photography

It will introduce students to the technical and artistic aspects of digital photography, how digital cameras work, how to take good pictures using them, using light and shadow techniques creatively and how to enhance these pictures in the digital darkroom.

## Understanding Your Camera

Students will learn the working of the digital camera, equipment and how to make the most of their cameras through practical studio & location shoots demonstrations. In this module, students will learn about camera controls, ISO, metering, exposure, choosing the right lens and the basics of flash photography. They will also understand how and when to use optional accessories like filters and tripods. The module will help students to explore the concepts of depth of field, color theory, composition, white balance functions and gradually attain proficiency in shooting with their digital SLR cameras and standart lenses for still imaging through individual shooting assignments mentored by faculty.

## THE EXPOSURE TRIANGLE



## THE EXPOSURE TRIANGLE

Exposure triangle is a combination of three different elements in the camera i.e. the shutter, aperture, and ISO. All of these elements have a different purpose to serve.

The photographer may choose the combination of these in different ways to achieve whatever is required for the photograph.

These elements control different functions and are related to each other in some or other ways. Therefore, depending on what is desired in a photograph one can achieve great results using the exposure triangle to his benefit.

## DEPTH OF FIELD

For many cameras, depth of field is the distance between the nearest and the furthest objects that are in acceptably sharp focus in an image. The depth of field can be calculated based on focal length, distance to subject, the acceptable circle of confusion size, and aperture.

The depth of field in a photograph could be divided into two categories: shallow and large. Shallow being blurred out other than the point of focus and large being the maximum area of an entire photograph in focus.



An abstract image featuring a complex, swirling pattern of numerous thin, bright blue lines. These lines form a dense, tangled web of loops and curves, resembling a long-exposure photograph of light trails or a digital data visualization. The background is solid black, which makes the vibrant blue lines stand out prominently.

## SHUTTER SPEED

In photography, shutter speed or exposure time is the length of time when the film or digital sensor inside the camera is exposed to light, also when a camera's shutter is open when taking a photograph. The amount of light that reaches the film or image sensor is proportional to the exposure time.

The shutter speed of a camera is denoted in fractions of 1 second and the shutter can be kept open for 30 sec or even more in the bulb mode. A fast shutter speed enables to freeze things in motion and slower shutter speed helps to show motion in a photograph.

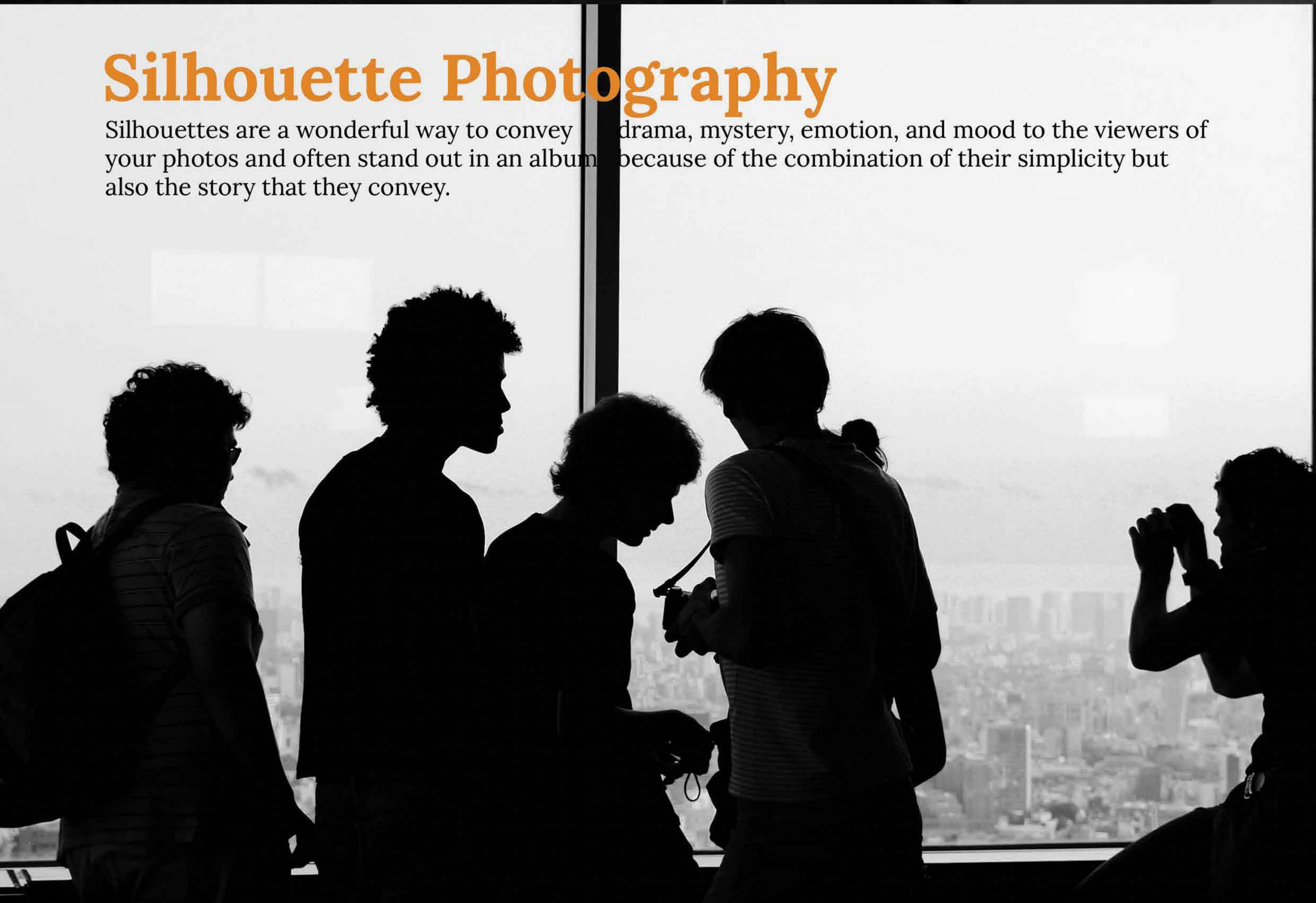




## Outdoor Shoot

Outdoor shoot presents photographers with a variety of challenges and opportunities. The light throughout the day varies considerably and can have a huge impact on the pictures you take.

Although the light varies throughout the year, and at different locations around the world, we sometimes can't be as choosy on these but time of day is something we can select.



## Silhouette Photography

Silhouettes are a wonderful way to convey drama, mystery, emotion, and mood to the viewers of your photos and often stand out in an album because of the combination of their simplicity but also the story that they convey.



## Fire Photography

Fire photography is an exciting genre that can help you take powerful photos of the fire. In addition to photographing the beauty of fire, you can use something as simple as a candle flame. This will light up your subject, create atmospheric photos, or add a pop of colour to a simple image.

This, when taken to a little advanced level, is shot in the studio using flashlights and strobes. The overall formation and beauty of fire is absolutely stunning when shot in a controlled environment.

# Levitation photography

Levitation photography is a technique where the subject appears to be levitating or even more. This is a technique which involves shooting multiple shooting and photo processing to achieve the final result.

One can be highly creative while creating such images and simply add a dynamic edge to their collection of photographs.



# PHOTOJOURNALISM

Photojournalism is a particular form of journalism that employs images to tell a news story. Photojournalists often travel to take pictures for news articles and magazines that either tell stories or provide visual images that accompany an article. In addition to taking photos, some photojournalists are also responsible for editing and developing the pictures and preparing them for publication.



## LONG EXPOSURE

Long exposure is a technique used to shoot the movement of light from any point to the desired. Long exposure photography is used to shoot traffic trails, create interesting shots using composite as a technique, shoot star trails, etc. When shooting for longer exposure duration in the camera it is needed to have a few additional gears for achieving perfect results. For example, a tripod, a shutter release cable or wireless remote control, external flash for specific situations, etc. Settings for such pictures are also different for every other photograph that one makes. As confusing and tricky as it gets, it's always fun to explore creative ways to use your camera.





# LIGHT PAINTING



Light Painting is a technique that is used for creating really interesting patterns from different light sources. Ranging from something as simple as a torch or something as complicated as a light shaping tube. It's fun and is also used in a lot of creative photographic processes. Different types of photographers use these techniques for different purposes such as pre-weddings, Fashion, Portraits, Products, etc. It requires a lot of practice and experimentations but the results are worth the wait.



## SMOKE PHOTOGRAPHY

The whole idea of shooting pictures of smoke is to understand in what lighting conditions the smoke is shot. Silhouettes are a wonderful way to convey drama, mystery, emotion, and mood to the viewers of your photos and often stand out in an album because of the combination of their simplicity but also the story that they convey. Smoke photography is used in a variety of genres of photography. For example; Food, Automotive, Product, Industry, etc.

There are a few things to keep in mind while shooting photographs that include smoke as an element of contrast or as the key subject.

The lighting is dicey and the overall formation varies from different kinds of photography.



## PANORAMA PHOTOGRAPHY

Panorama is a technique wherein multiple shots are taken for a scene and then are stitched later on using a photo processing software. This technique allows the photographer to be able to capture more and beyond what the camera can offer in a single click. One can be highly creative with these kinds of photographs.

This isn't where it stops. there are multiple ways to capture such kinds of photographs and there is more to it than just a wide field of view, one can create an extremely shallow depth of field and still have a really wide frame too and so much more.

# Understanding Make-Up

We often hear how much makeup can impact the final result of a photoshoot. It can either make or break a picture depending on its quality. A great makeup artist can save you tons of time in post-processing while a bad one will add many hours to your job. However, working with a great makeup artist doesn't necessarily mean you will get what you need. If you cannot communicate properly, his work might not suit you, and neither will the resulting pictures. Educating yourself on some of the makeup basics can save you from this kind of situation.





# STREET PHOTOGRAPHY

URBAN

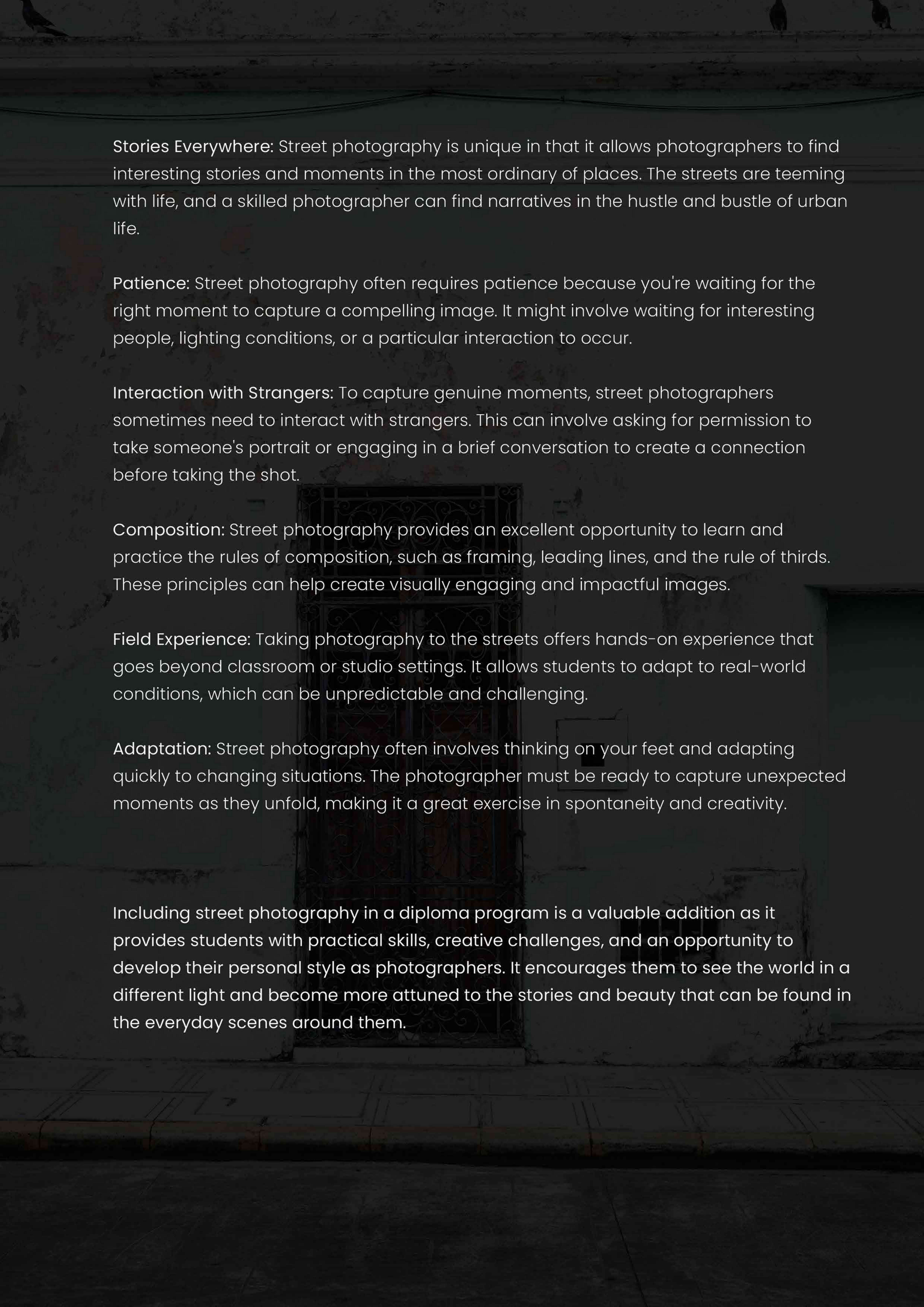
CANDID

CITYSCAPE

DOCUMENTARY

Street photography is indeed a fascinating and dynamic form of photography that allows photographers to capture candid moments and stories from everyday life. Your statement highlights some key aspects of street photography:





**Stories Everywhere:** Street photography is unique in that it allows photographers to find interesting stories and moments in the most ordinary of places. The streets are teeming with life, and a skilled photographer can find narratives in the hustle and bustle of urban life.

**Patience:** Street photography often requires patience because you're waiting for the right moment to capture a compelling image. It might involve waiting for interesting people, lighting conditions, or a particular interaction to occur.

**Interaction with Strangers:** To capture genuine moments, street photographers sometimes need to interact with strangers. This can involve asking for permission to take someone's portrait or engaging in a brief conversation to create a connection before taking the shot.

**Composition:** Street photography provides an excellent opportunity to learn and practice the rules of composition, such as framing, leading lines, and the rule of thirds. These principles can help create visually engaging and impactful images.

**Field Experience:** Taking photography to the streets offers hands-on experience that goes beyond classroom or studio settings. It allows students to adapt to real-world conditions, which can be unpredictable and challenging.

**Adaptation:** Street photography often involves thinking on your feet and adapting quickly to changing situations. The photographer must be ready to capture unexpected moments as they unfold, making it a great exercise in spontaneity and creativity.

Including street photography in a diploma program is a valuable addition as it provides students with practical skills, creative challenges, and an opportunity to develop their personal style as photographers. It encourages them to see the world in a different light and become more attuned to the stories and beauty that can be found in the everyday scenes around them.

# TRAVEL

PHOTOGRAPHY



TRAVEL

# PHOTOGRAPHY

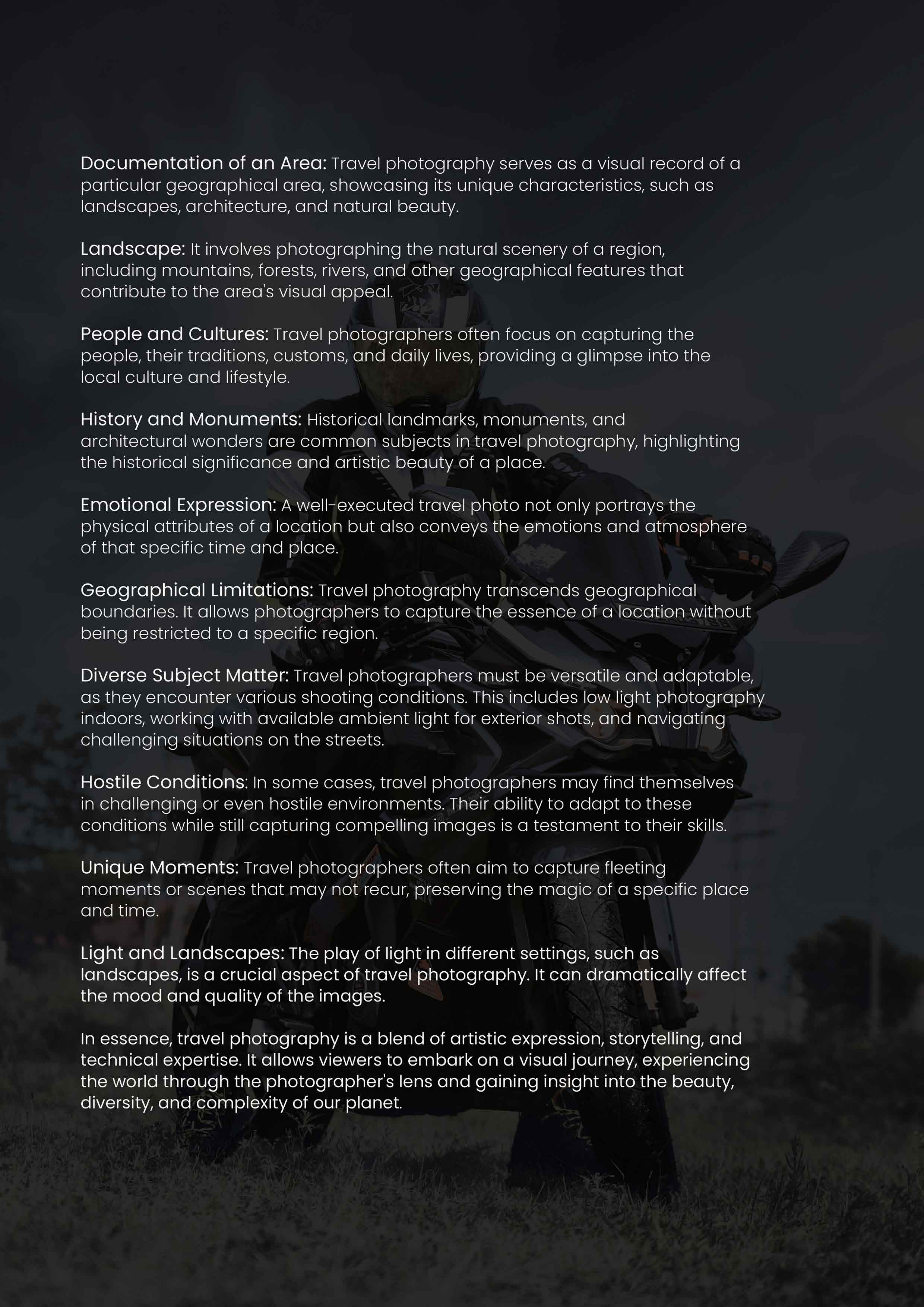
Documentation of an Area:  
Landscape:  
People and Cultures:  
History and Monuments:  
Emotional Expression:  
Geographical Limitations:  
Diverse Subject Matter:  
Hostile Conditions:  
Unique Moments:  
Light and Landscapes:

PHOTOGRAPHY

## TRAVEL PHOTOGRAPHY

Travel photography is a multifaceted genre that goes beyond simply capturing images of a location.

It involves documenting the essence of a place, its people, and its culture. Here's an expanded explanation of the points you've mentioned:

A person wearing a motorcycle helmet and gear is sitting on a motorcycle in a field. The person is looking down at something in their hands. The background is a blurred field with some trees in the distance.

**Documentation of an Area:** Travel photography serves as a visual record of a particular geographical area, showcasing its unique characteristics, such as landscapes, architecture, and natural beauty.

**Landscape:** It involves photographing the natural scenery of a region, including mountains, forests, rivers, and other geographical features that contribute to the area's visual appeal.

**People and Cultures:** Travel photographers often focus on capturing the people, their traditions, customs, and daily lives, providing a glimpse into the local culture and lifestyle.

**History and Monuments:** Historical landmarks, monuments, and architectural wonders are common subjects in travel photography, highlighting the historical significance and artistic beauty of a place.

**Emotional Expression:** A well-executed travel photo not only portrays the physical attributes of a location but also conveys the emotions and atmosphere of that specific time and place.

**Geographical Limitations:** Travel photography transcends geographical boundaries. It allows photographers to capture the essence of a location without being restricted to a specific region.

**Diverse Subject Matter:** Travel photographers must be versatile and adaptable, as they encounter various shooting conditions. This includes low light photography indoors, working with available ambient light for exterior shots, and navigating challenging situations on the streets.

**Hostile Conditions:** In some cases, travel photographers may find themselves in challenging or even hostile environments. Their ability to adapt to these conditions while still capturing compelling images is a testament to their skills.

**Unique Moments:** Travel photographers often aim to capture fleeting moments or scenes that may not recur, preserving the magic of a specific place and time.

**Light and Landscapes:** The play of light in different settings, such as landscapes, is a crucial aspect of travel photography. It can dramatically affect the mood and quality of the images.

In essence, travel photography is a blend of artistic expression, storytelling, and technical expertise. It allows viewers to embark on a visual journey, experiencing the world through the photographer's lens and gaining insight into the beauty, diversity, and complexity of our planet.

# Explore the World of Interior & Architecture Photography

INTERIOR ARCHITECTURE

## PHOTOGRAPHY

Unveil Aesthetic Beauty:  
Master the Art of Composition Create Stunning Interiors:  
Technical Proficiency:  
Real-World Experience:  
Post-Production Expertise:  
Career Opportunities:

### INTERIOR ARCHITECTURE PHOTOGRAPHY

Are you passionate about capturing the beauty of buildings, spaces, and design? Do you dream of bringing architectural marvels and interior wonders to life through the lens? Look no further than the **Delhi Film Academy's** 6-Months Diploma in Photography, where we offer a comprehensive module dedicated to the art and craft of Interior & Architecture Photography.

PHOTOGRAPHY



Architecture is an integral part of our daily lives, and capturing it in all its grandeur and intricacy is an art form in itself. Our specialized program will equip you with the skills and knowledge needed to excel in this captivating field:

1. **Unveil Aesthetic Beauty:** Learn how to reveal the hidden aesthetic beauty in architectural structures, whether it's the sleek lines of modern skyscrapers or the timeless charm of historic landmarks.

2. **Master the Art of Composition:** Explore the nuances of composition, angles, and lighting to create compelling images that emphasize the architectural elements.

## Why Interior & Architecture Photography?

3. **Create Stunning Interiors:** Dive into the world of interior photography, where you'll discover how to capture the essence of interior spaces, from cozy homes to luxurious hotels and chic cafes.

4. **Technical Proficiency:** Gain proficiency in specialized equipment and techniques such as tilt-shift lenses, HDR photography, and lighting setups that are crucial for interior and architectural photography.

5. **Real-World Experience:** Put your skills into practice with hands-on projects, on-location shoots, and guidance from industry experts.

6. **Post-Production Expertise:** Learn the art of post-processing to enhance and refine your architectural and interior shots, making them truly remarkable.

7. **Career Opportunities:** With the demand for architectural and interior photographers on the rise, you'll be prepared to embark on a fulfilling career in this niche field.

Join the **Delhi Film Academy** and embark on a journey to capture the world of architecture and interiors like never before.



# PRODUCT PHOTOGRAPHY

## Master the Art of Product Photography

Elevate your visual storytelling with the **Delhi Film Academy's** 6-Months Diploma in Photography, featuring a dedicated module on Product Photography.

### Why Product Photography?

- 1. Commercial Excellence:** Learn to capture products in their best light, enhancing their appeal for marketing and advertising.
- 2. Lighting Mastery:** Explore advanced lighting techniques to showcase products with precision, bringing out textures, colors, and details.
- 3. Composition & Styling:** Develop an eye for compelling compositions and product arrangements that make your shots stand out.
- 4. Studio Expertise:** Gain hands-on experience in professional studios, utilizing industry standard equipment and setups.
- 5. Post-Production Skills:** Enhance and retouch your product images using cutting-edge software for polished, market-ready results.
- 6. In-Demand Career:** Product photography is essential in the world of e-commerce and advertising, offering numerous opportunities for a fulfilling career.



# FOOD Photography

Commercial Food Photography:

Editorial Food Photography:

Restaurant and Menu Photography:

Food Styling:

Natural Light Food Photography:

Product Photography:

Social Media and Food Blog Photography:

Fine Art Food Photography:

Culinary Photography:

Food and Travel Photography:

Food photography has indeed evolved over time and has become a specialized genre within photography. Just like other types of photography, food photography has its unique characteristics, requirements, and purposes.



A photograph of a bottle of Johnnie Walker Black Label Scotch Whisky and a glass of whisky on the rocks. The bottle is condensation-covered and features a gold label with the text "JOHNNIE WALKER. BLACK LABEL. Blended Scotch Whisky. BOTTLED IN SCOTLAND." The glass is partially filled with whisky and ice cubes. The background is a dark, textured surface.

# SHOOTING BEVERAGE

Photographing beverages presents unique challenges due to diverse packaging and industry-specific demands. Alcoholic drinks often demand stylized, mood-focused shots, while consumable liquids like juice or milk require clarity and freshness. Each bottle's shape leads to distinct highlights and shadows along its curves, making precise lighting and composition critical. Capturing the essence of beverages, whether for marketing, advertising, or presentation, involves mastering these techniques to convey their distinct qualities and appeal to the target audience effectively. Expertise in lighting, angles, and attention to detail is crucial in achieving striking and enticing beverage photography.


# SHOOTING METAL & GLASS

Capturing metal and glass products in photography requires meticulous attention. Metal's reflective nature calls for soft, controlled lighting techniques to manage glare and highlight intricate details. Glass products, highly reflective, benefit from strategic placement and backlit setups to emphasize their transparency and shape. Incorporating polarizers and anti-reflective coatings may further enhance results. Achieving striking imagery of these distinct materials necessitates expertise in lighting, angles, and technical finesse.



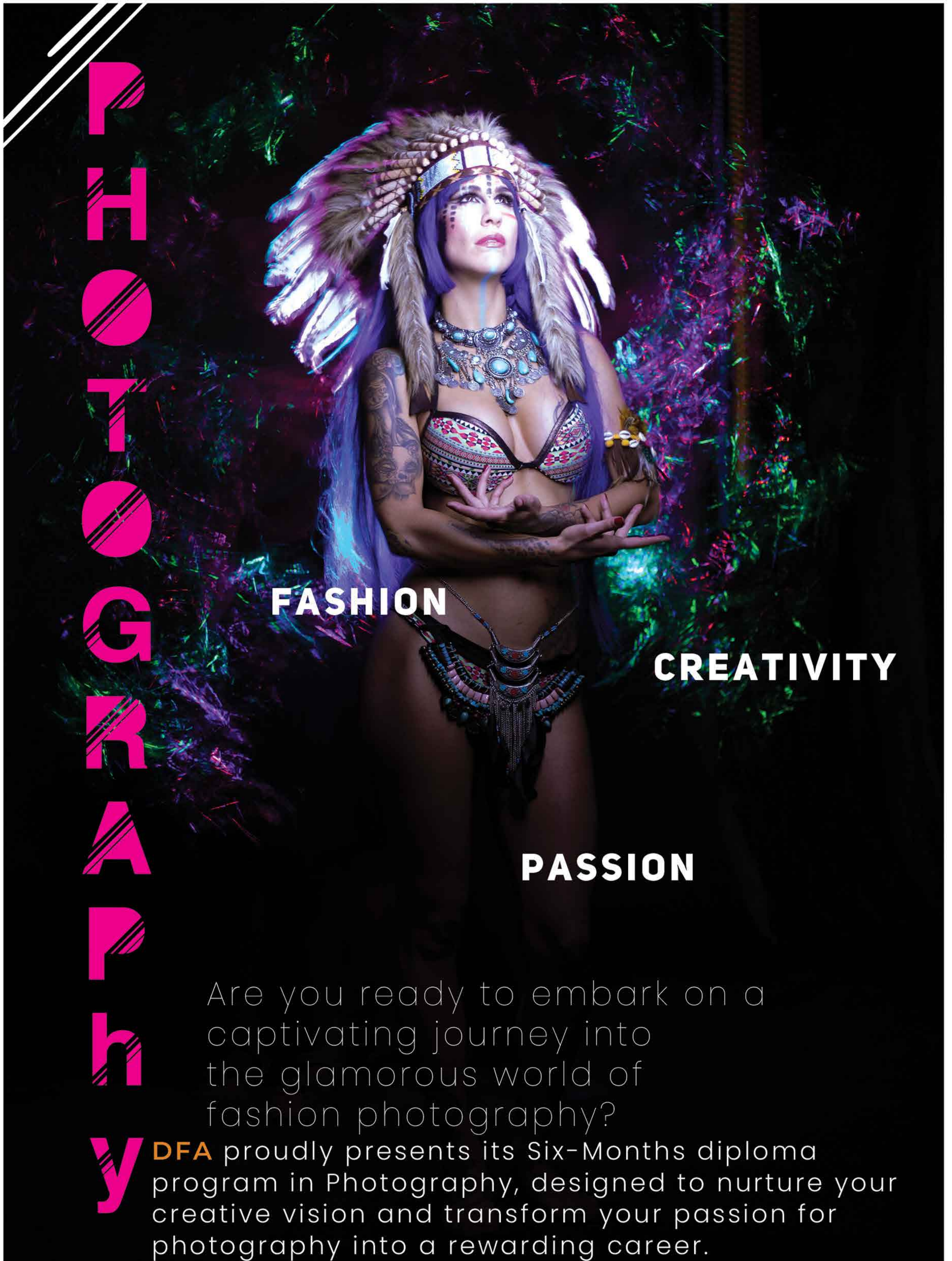


# FASHION PHOTOGRAPHY :



F  
A  
S  
H  
I  
O  
N

P  
H  
O  
T  
O  
G  
R  
A  
P  
H  
Y



FASHION

CREATIVITY

PASSION

Are you ready to embark on a captivating journey into the glamorous world of fashion photography?

**DFA** proudly presents its Six-Months diploma program in Photography, designed to nurture your creative vision and transform your passion for photography into a rewarding career.

**Join Us Today:**

Delhi Film **Academy's** Six-Months diploma in Photography opens doors to a world of creativity, style, and artistic expression. Prepare to capture the essence of fashion and make a mark in this exciting industry. Enroll now and step into the spotlight of fashion photography excellence!



## Program Highlights:

**Comprehensive Curriculum:** Our industry-expert faculty will guide you through the fundamentals of fashion photography, lighting techniques, and post-production skills.

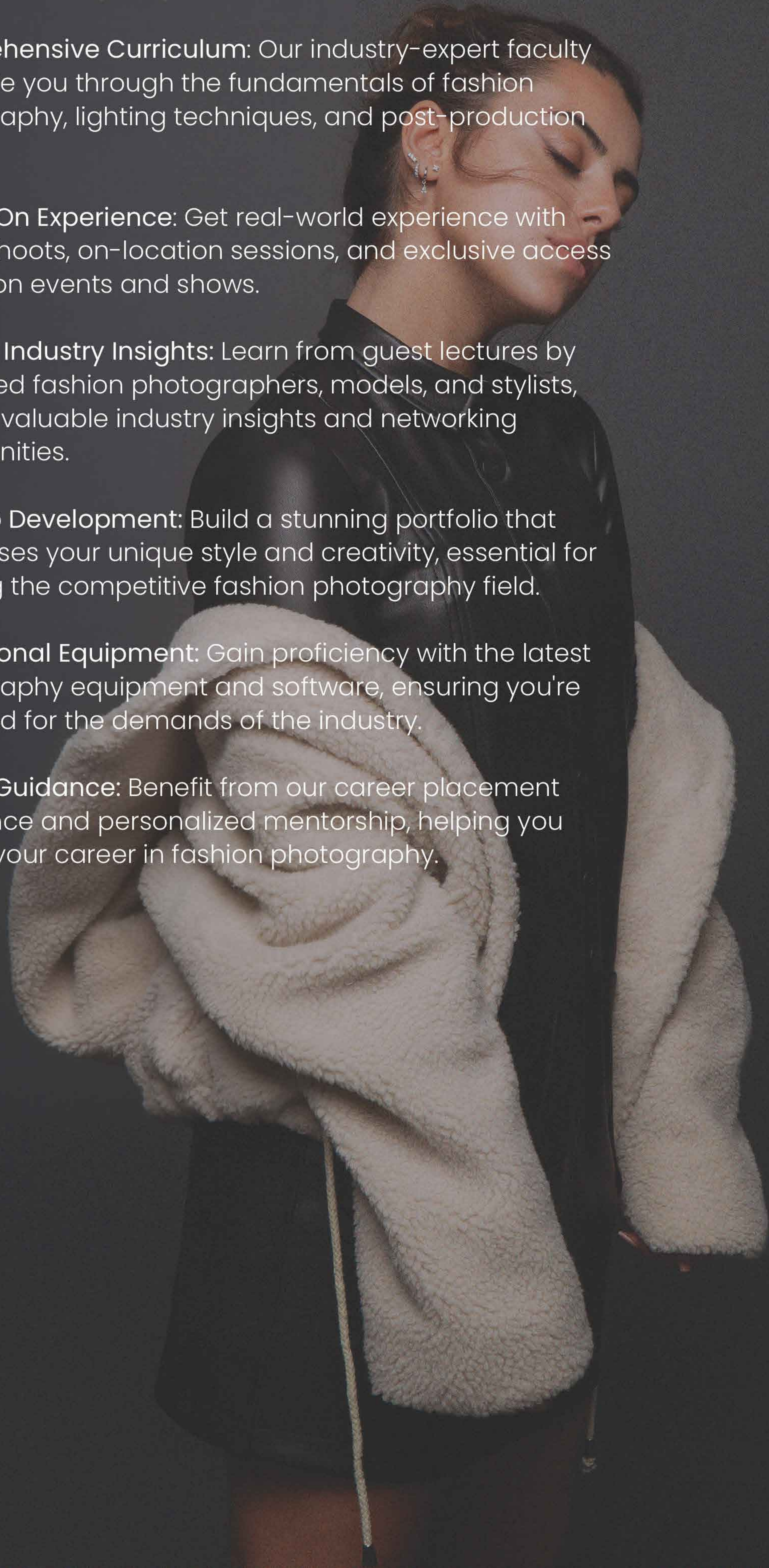
**Hands-On Experience:** Get real-world experience with studio shoots, on-location sessions, and exclusive access to fashion events and shows.

**Fashion Industry Insights:** Learn from guest lectures by renowned fashion photographers, models, and stylists, gaining valuable industry insights and networking opportunities.

**Portfolio Development:** Build a stunning portfolio that showcases your unique style and creativity, essential for entering the competitive fashion photography field.

**Professional Equipment:** Gain proficiency with the latest photography equipment and software, ensuring you're prepared for the demands of the industry.

**Career Guidance:** Benefit from our career placement assistance and personalized mentorship, helping you launch your career in fashion photography.





Fashions

LIVE YOUR  
DREAM WITH  
**DFA**

# Types of Fashion Photography Fashion

Fashion photography is a diverse field, encompassing styles like editorial, commercial, high fashion, street style, and portrait photography. It ranges from capturing everyday street fashion to avant-garde and high-end designer creations. Other sub-genres include conceptual, vintage, and celebrity fashion photography, each with its own unique approach and purpose. These styles collectively contribute to the dynamic and ever-evolving world of fashion imagery.





# Fashion

“  
Develop your portfolio, get practical experience, and learn from professionals in the field. Come together with us to turn your interest into a lucrative career in fashion photography!  
”

Learn from  
BEST

Unlocks the  
world of glamour

[www.DelhiFilmAcademy.com](http://www.DelhiFilmAcademy.com)

# PHOTOGRAPHY

# STUDIO Photography

## Studio In-Door Photography

There are several considerations to make when shooting at a studio. The initial steps include making the necessary preparations, arranging the lights, separating distinct lights, selecting the fill and key, timing these lights, applying the appropriate modifiers, etc.



Learn  
**FROM**  
Expert

FASHION PHOTOGRAPHY

# OUTDOOR PHOTOGRAPHY

---

# F A S

The students are taken on regular outdoor shoots and on-location to give them hands-on experience on how a commissioned outdoor shoot is executed.

# H I

They are told about various lights and modifiers that are used on such shoots and a constructed brief is given to them in order to achieve world-class imagery.

# O N

---





**MOST  
STUNNING  
PHOTOGRAPHY  
SCHOOL  
ON EARTH**

GET READY FOR

**2024**

JOIN NOW!

# **STUDIO LIGHTING**

A fundamental lighting method, three-point lighting is also known as the foundation of all other lighting approaches. With the use of this studio lighting setup, students can comprehend the significance of lighting and how various light placements add depth and complexity to images. In addition to learning about the lighting configuration, the students also study about numerous studio lights and accessories that are utilised when taking pictures in a studio.



# LIVE MODEL SHOOT

**"Elevate your skills with live model photography. Our 6-Months Diploma program offers hands-on fashion photography experience."**

Shooting models is a fundamental aspect of photography, serving various purposes such as portraits and advertising. Engaging in a Fashion Photography course provides valuable experience through live model photoshoots.

This hands-on training helps photographers hone their skills, from composition to lighting and prepares them for a diverse range of photography opportunities in the fashion and modelling industry.





A gray card is a simple tool in photography, typically a flat, neutral gray colored card with a consistent reflectance spectrum. It serves as a reference point for photographers to achieve consistent exposure and white balance settings. By using a gray card, photographers can establish a standard white balance or color balance for a series of images, ensuring uniformity and accuracy in their photography work.

**GREY CARD**



# DIGITAL LIGHT METER



A light meter is a crucial tool for photographers, aiding in exposure control by measuring light levels. It excels in low-light conditions, providing better accuracy than a camera's built-in meter. It also aids in flash photography, ensuring proper synchronization between multiple lights for well-balanced and professional results.

ISO  
F  
L-308X-U

# Creative Vision with Adobe Photoshop & DFA

Master Visual Storytelling with the Industry's Leading Tools & Training

Tap into your creative potential with Adobe Photoshop, the industry standard for image editing and design. Included in the Six-Months Diploma in Photography at **Delhi Film Academy**, Photoshop is your key to mastering visual storytelling. From photo enhancements to graphic design, Photoshop enables you to actualize your artistic vision. Whether you're pursuing filmmaking, photography, or digital art, this comprehensive program equips you with essential skills for success in the dynamic world of visual media.



## Hands-On Learning:

Experience the transformative power of hands-on Adobe Photoshop training, where theory merges seamlessly with practice, enabling you to craft captivating visuals with precision, confidence, and professional finesse.





## Why Choose Our Diploma in Photography?

**Practical Experience:** We believe that real-world exposure is essential. As a student, you'll get the chance to work as a professional photographer in real fashion shows, enhancing your practical skills before entering the industry.

**Industry-Backed Training:** Our program is designed with industry demands in mind. By participating in fashion shows, you'll learn to adapt to the fast-paced, dynamic world of fashion photography.

CRW  
FASHION  
SHOW

At **Delhi Film Academy**, our Six-Months Diploma in Photography goes beyond the classroom to offer you an unparalleled opportunity – we sponsor Fashion Shows exclusively for our students!

**Networking:** Forge valuable connections with models, designers, and industry professionals, opening doors to exciting career opportunities.

**Comprehensive Curriculum:** In addition to practical experience, you'll receive in-depth training in photography techniques, post-production, and portfolio building.

**Career Support:** We're committed to your success. Our career guidance and placement assistance will help you transition seamlessly into the photography industry.

Join Our Diploma Program  
and Shine in the Spotlight

ENROLL  
NOW

**Delhi Film Academy's** Photography Diploma offers a unique advantage – the chance to work on professional fashion shows, setting you on a path to success in the world of photography. Enroll today and make your mark in the industry!



# Participate in **DFA** **CRICKET** **TOURNAMENT**

The film school blends creativity with sportsmanship, nurturing future cricket stars.



## Delhi Film Academy

offers a unique opportunity for its students to engage in a cricket tournament, allowing them to participate as players while honing their sports photography and videography skills. This exciting blend of filmmaking and sports fosters a dynamic learning environment where creativity and athleticism go hand in hand, preparing future filmmakers for diverse and thrilling projects.



# Film Education for the Indian Navy

We are the ONLY film school in India officially entrusted to provide film education to the esteemed Indian Navy Officers. This partnership reflects the trust and recognition we have earned.



India's Exclusive Film School  
for Indian Navy Officers



### INDUSTRY-EXPERIENCED FACULTY:

Our dedicated faculty members, who have a wealth of experience in the film and entertainment industry, will guide you through every aspect of filmmaking.



**“HAPPY TO SERVE THE INDIAN NAVY”**

### STATE-OF-THE-ART FACILITIES:

Our cutting-edge facilities and equipment ensure that you receive hands-on training, preparing you for the dynamic world of cinema.





"Unlock your creative potential without breaking the bank. Affordable excellence awaits you at **Delhi Film Academy's** 6-Months diploma program in photography."



## T U I T I O N F E E

### OPTION 1

₹ 69,000 + 18% GST

*One-Time Payment: You will receive a scholarship worth ₹ 20,000 (plus taxes) if you choose to pay in full.*

### OPTION 2

₹ 89,000 + 18% GST

*Here's the breakdown:*

*Initial Installment: ₹55,000 + 18% GST*

*Last Installment: ₹34,000 + 18% GST*

*Total Fee for the Diploma: ₹89,000 + 18% GST*

*Please confirm these details with the **Delhi Film Academy**, as fees and GST rates may change.*



Delhi Film Academy, Mehrauli Ward Number 1 Bus-Stand, New Delhi  
+91 85279 11408 | [www.DelhiFilmAcademy.com](http://www.DelhiFilmAcademy.com)



---

## CONTACT US

[www.DelhiFilmAcademy.com](http://www.DelhiFilmAcademy.com)  
[Contact@delhifilmacademy.com](mailto:Contact@delhifilmacademy.com)  
Call +91 8527 91 1408